

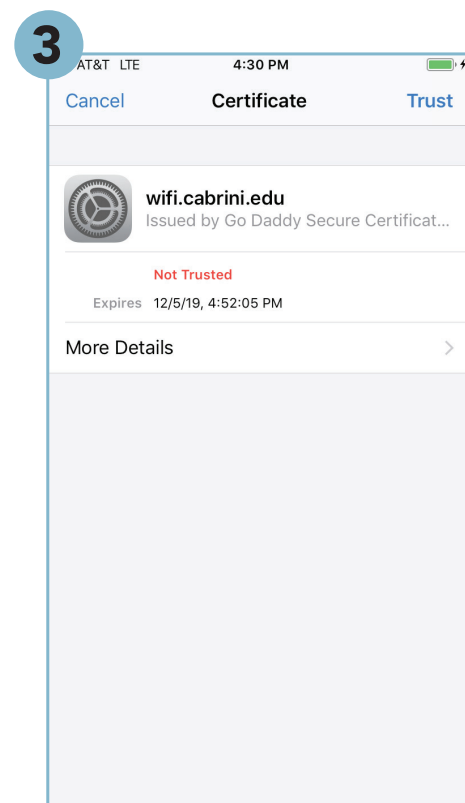
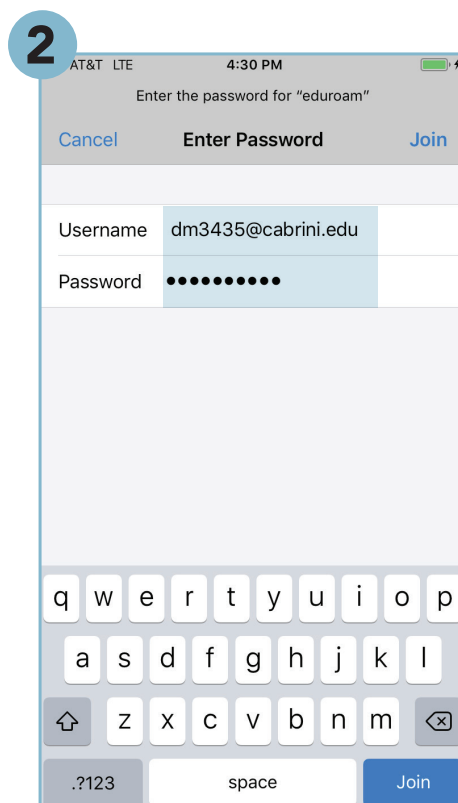
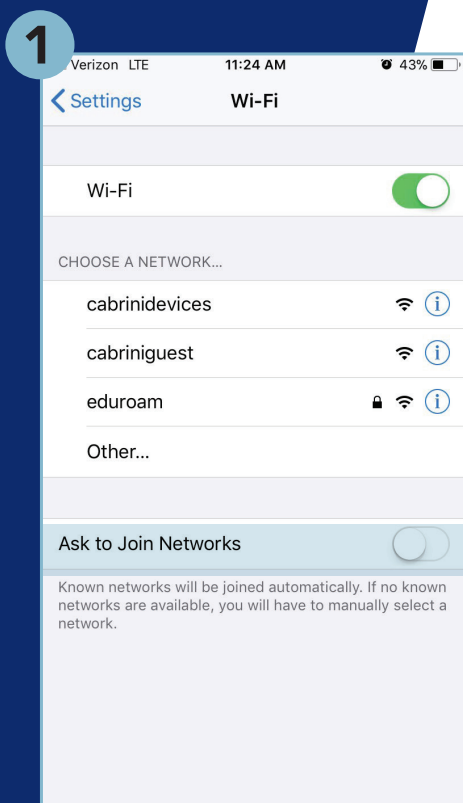


Connect to eduroam Wi-Fi!

How to connect to wireless internet on an iPhone

1. Go to Settings: Wi-Fi and select **eduroam**
2. Enter your Cabrini userID with @cabrini.edu (**abc123@cabrini.edu**) and password
3. Click **Trust** on the Certificate screen

For device-specific instructions: www.Cabrini.edu/ITR/wireless/
For information and help, call IT support: (610) 902-8366



The eduroam logo is a registered trademark of the GÉANT Association. Cabrini University is independent of GÉANT.

The eduroam service is coordinated within the United States by Internet2 and across Europe by a team from the GÉANT project, which is funded by the European Commission. eduroam is available at participating universities, research centers and libraries in 60 countries worldwide. Details are available at www.eduroam.org.